

USEFUL INFORMATION FOR SHAREHOLDERS

1. General

Authorized Capital	: BDT 40,000,000,000
Issued and Fully Paid-up Capital	: BDT 13,503,000,220
Class of Shares	: Ordinary Shares of BDT 10.00 each
Voting Rights	: One vote per Ordinary Share

2. Stock Exchange Listing

The Ordinary Shares of the Company are listed on the Dhaka and Chittagong Stock Exchanges. Company trading code is [GP].

3. Distribution Schedule of the Shares as on December 31, 2014

Range of Shareholdings			Number of Shareholders	Total Number of Shares	Percentage
001	to	500	30,650	6,503,442	0.48%
501	to	5,000	7,435	11,597,416	0.86%
5,001	to	10,000	600	4,448,487	0.33%
10,001	to	20,000	296	4,216,682	0.31%
20,001	to	30,000	85	2,089,735	0.16%
30,001	to	40,000	59	2,067,287	0.15%
40,001	to	50,000	24	1,114,201	0.08%
50,001	to	100,000	79	5,930,109	0.44%
100,001	to	1,000,000	89	28,826,427	2.14%
1,000,001	to	1,000,000,000	23	1,283,506,236	95.05%
Total			39,340	1,350,300,022	100%

4. Dividend

For the Year	Dividend Rate	Dividend Per Share (BDT)	Par Value Per Share (BDT)	Dividend Type
2014	65% (Proposed Final Dividend)	6.50	10.00	Cash
	95 % (Interim Dividend)	9.50	10.00	Cash
2013	50% (Final Dividend)	5.00	10.00	Cash
	90 % (Interim Dividend)	9.00	10.00	Cash
2012	50% (Final Dividend)	5.00	10.00	Cash
	90 % (Interim Dividend)	9.00	10.00	Cash
2011	65% (Final Dividend)	6.50	10.00	Cash
	140 % (Interim Dividend)	14.00	10.00	Cash
2010	85 % (Final Dividend)	8.50	10.00	Cash
	35 % (Interim Dividend)	3.50	10.00	Cash

5. Credit Rating

The Company's credit rating was reaffirmed by Credit Rating Agency of Bangladesh Ltd. (CRAB) on December 24, 2014.

Long Term	Short Term
AAA	ST-1

6. Associate Company

Name of the Company

Accenture Communications Infrastructure Solutions Ltd.
(Formerly known as Grameenphone IT Ltd.)

Holding

49%

Activity

IT Company

7. GP Share Performance at Stock Exchanges

I. Monthly high, low and close share price and volume of the Company's Shares traded at Dhaka Stock Exchange (DSE) and Chittagong Stock Exchange (CSE) during the year 2014:

Month	DSE				CSE			
	High (BDT)	Low (BDT)	Close (BDT)	Volume (No.)	High (BDT)	Low (BDT)	Close (BDT)	Volume (No.)
January	218.7	198.0	212.3	9,741,200	215.3	202.7	213.2	1,678,000
February	215.6	199.0	214.0	11,405,000	213.6	202.5	213.6	2,511,414
March	224.0	207.3	213.8	10,412,200	220.1	208.1	211.6	2,090,000
April	276.2	214.7	268.9	29,005,800	269.9	213.2	268.9	4,538,000
May	278.0	251.8	266.3	11,725,000	276.2	255.7	265.6	1,243,600
June	312.0	265.1	300.3	18,590,800	307.6	265.6	300.4	2,179,600
July	309.3	278.1	307.5	9,889,600	307.7	279.5	307.7	1,408,000
August	350.4	303.0	323.7	18,362,600	345.0	307.4	324.2	2,788,800
September	409.0	327.0	381.9	17,394,800	400.0	324.2	382.0	1,787,600
October	390.1	366.6	374.5	11,903,400	385.9	368.7	373.7	927,910
November	379.4	312.4	318.7	6,885,400	373.7	312.4	318.4	762,820
December	370.0	319.0	361.9	4,803,747	364.9	318.4	360.9	4,986,062
Total shares traded during the year				160,119,547	26,901,806			

II. Quarterly high-low price history of the Company's share for the year 2014

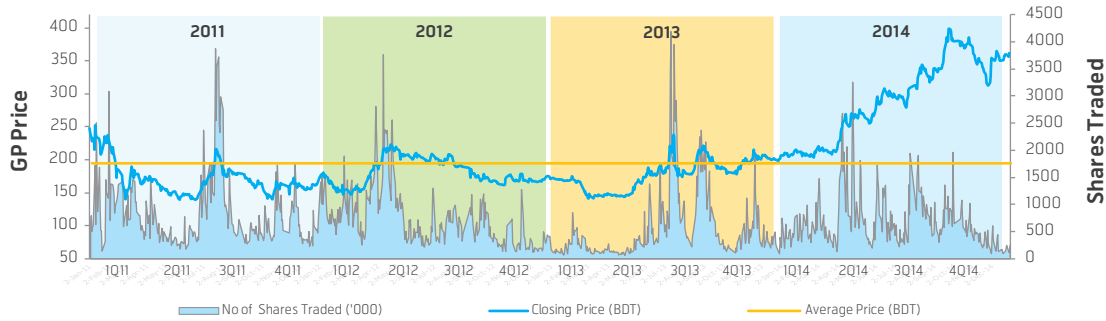
Period	DSE				CSE			
	2014		2013		2014		2013	
	High (BDT)	Low (BDT)	High (BDT)	Low (BDT)	High (BDT)	Low (BDT)	High (BDT)	Low (BDT)
Quarter 1	224.0	198.0	176.1	138.1	220.1	202.5	175.0	140.6
Quarter 2	312.0	214.7	195.2	143.0	307.6	213.2	192.7	142.7
Quarter 3	409.0	278.1	247.2	166.1	400.0	279.5	239.5	171.0
Quarter 4	390.1	312.4	218.0	175.0	385.9	312.4	214.4	178.6

III. GP Share Price Trend Year wise

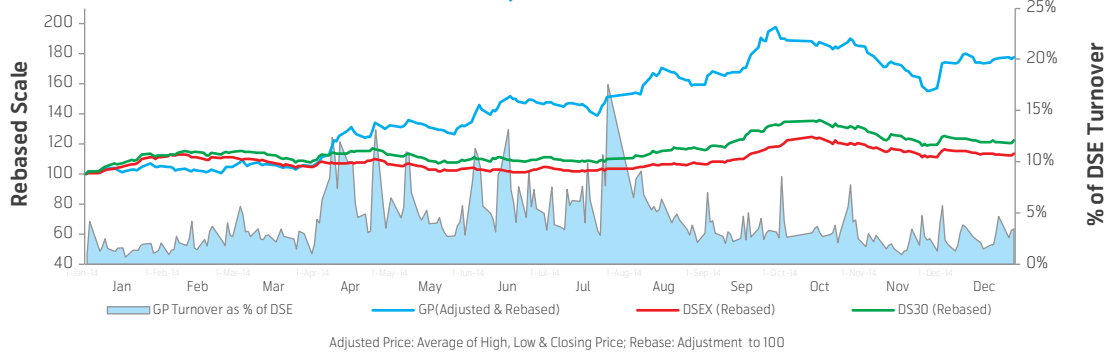
	DSE		CSE	
	2014	2013	2014	2013
Highest Price (BDT)	409.0	247.2	400.0	239.5
Lowest Price (BDT)	198.0	138.1	202.5	140.6

IV. GP Share Price & Transaction Volume in DSE

Stand alone performance 2011-2014

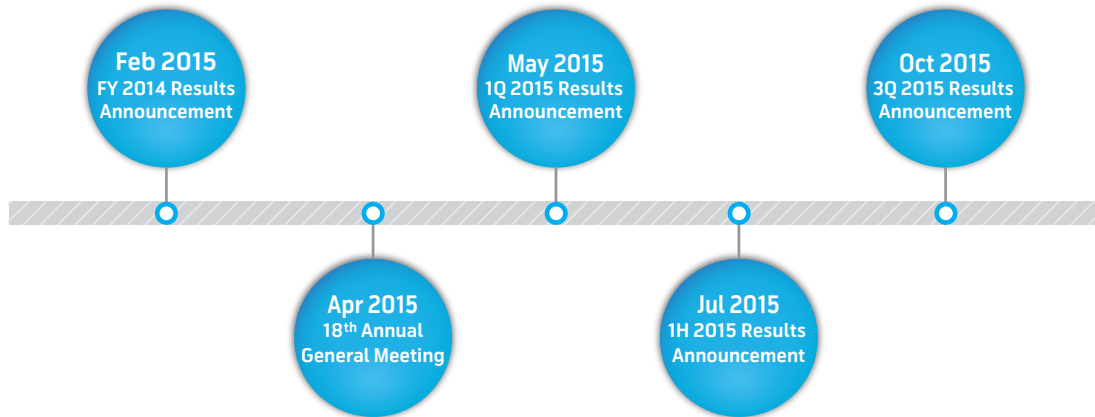


Relative performance 2014



Adjusted Price: Average of High, Low & Closing Price; Rebase: Adjustment to 100

8. Financial Calendar 2015



* Subject to change, please check <http://www.gameenphone.com/about/investor-relations> for latest updates

9. Company Website

Anyone can get information regarding Company's activities, products & services or can view Annual Report 2014 at www.gameenphone.com

10. Investor Relations

Institutional investors, securities analysts and other members of the professional financial community requiring additional financial information can visit the Investor Relations section of the Company website: www.gameenphone.com

11. Shareholder Services

If you have any queries relating to your shareholding, please contact at **01711555888** or mail to GP Share Office at shareoffice@gameenphone.com